



Ships Particulars

(Details are believed to be correct, but are not guaranteed.)

Dimensions and main data:

– LOA:	126,51m
– LPP:	118,55m
– Breath moulded:	20,00m
– Breath overall:	20,19m
– Air draft:	abt. 35,05m
– (less actual draft)	
– Max draft:	6,65m

Tonnage:

– Abt. 7200 TDW on 6,70m	
– 8811/2793 GT/NT	
– Panama NRT:	7.444 NT
– Suez GRT/NRT:	9.202 / 8.746

Class:

- Germanischer Lloyd
- Iceclass E3
- SOLAS II-2-Reg.54
- RoRo Ship strengthened for Heavy Cargo
- Equipped for carriage of containers

Main Engine:

- 1 Diesel engine, four stroke single acting with turbocharging
- MAN B+W 12 V 32/40- 5.760 kW 2.366,0 kVA; 440/220 V
- controllable pitch propeller

Generators:

– 2x auxiliary engines:	428 kW each
– Bowthruster:	450 kw
– Shaft generator:	880 kw

Tank Capacity:

– Heavy fuel oil:	abt. 552,36 cbm
– Diesel oil:	abt. 97,40 cbm
– Fresh water:	abt. 75,8 cbm
– Water ballast:	abt. 4.568 cbm

Speed and consumption:

- Average Speed: abt. 14,5 KN on abt. 24 MT/IFO 180 RME -25- with shaft generator connected at max. 2 Bft
- 1,5 MT Go Idle, 3 MT working crane

Holds/Hatches/Heights:

- One hatch 90,53 x 16,3 m, which can be completely opened or each cover separately
- Upper/lower holds are box - shaped - steel floored - TD flush steel pontoons
- 1 RORO Deck - clear length of 103 m, width 16,30 m, clear height of 6,20 m - 2 lower hold of 25,35 length width of 15,55, clear height 5,05
- Tweendeck can be removed in which case clear height in lower hold 12,20 m.

Grain/Bale Capacity:

– Bale Space:	abt. 530.000 CBFT
– Grain Space:	abt. 340.000 CBFT

Hatch Openings:

- 1 Hatch 91 x 16,30 m covered by 8 Pontoons
- Lower Holds: Hold 1+2: 25,5 M x 16,30 M covered by 8 pontoons

Hold Equipment:

- Suitable for IMO Cargoes
- Cargo light fitted in all cargo holds
- natural and mechanically ventilated box shaped

Reeferplugs:

- 24 reefer plugs

Roro Capacity:

- 520 LM RoRo - Deck
- Sterndoor opening: 10,00 M x 6,20 M
- Sternramp Capacity: 350 Mtons

Container Capacity:

- Hold: 250 TEU
- Alt. 119 FEU + 12 TEU
- On Deck: 378 TEU
- Alt. 185 FEU +8 TEU
- Total: 628 TEU
- Alt. 304 FEU + 20 TEU

Cranes:

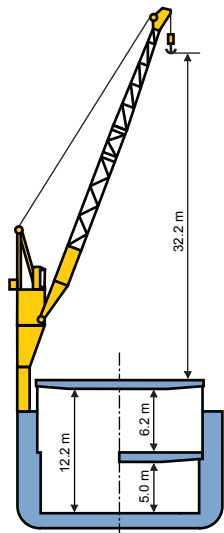
- Equipped with 2 cranes portside mounted, each of 100mt lifting capacity at 18 m outreach, combinable up to 200 mts
- respectively 60 mt at 33 mtr outreach

General:

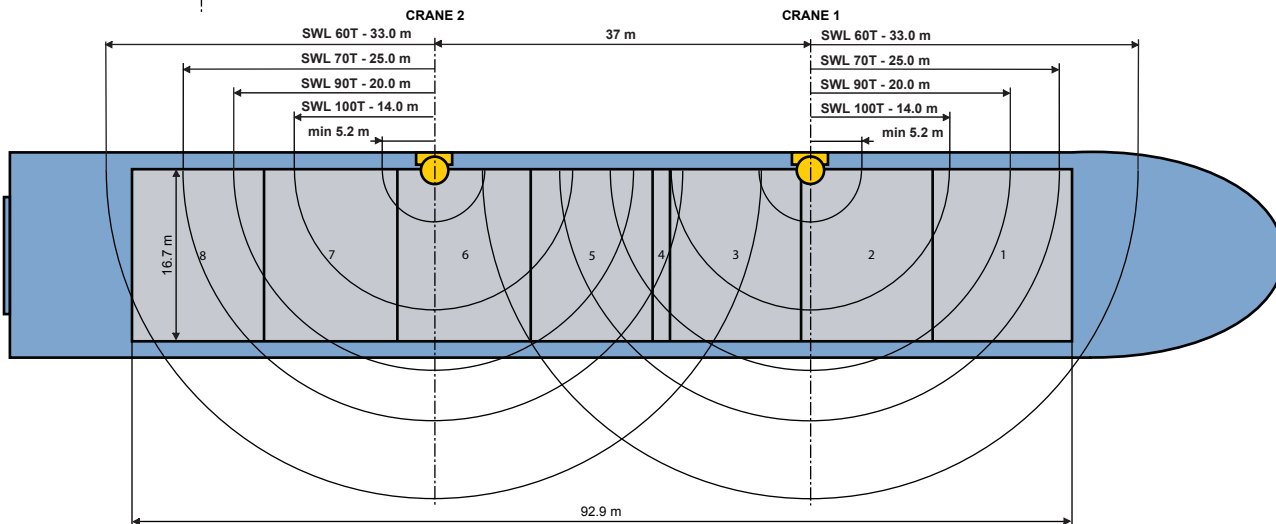
- Builders: Peene Werft, Wolgast, Germany 1998
- Built: 1998
- Home Port: Douglas Liberia
- Flag: Liberia
- Type: RoRo/LoLo – Mpp Carrier
- Imo: 917984

M/V OCEAN POWER

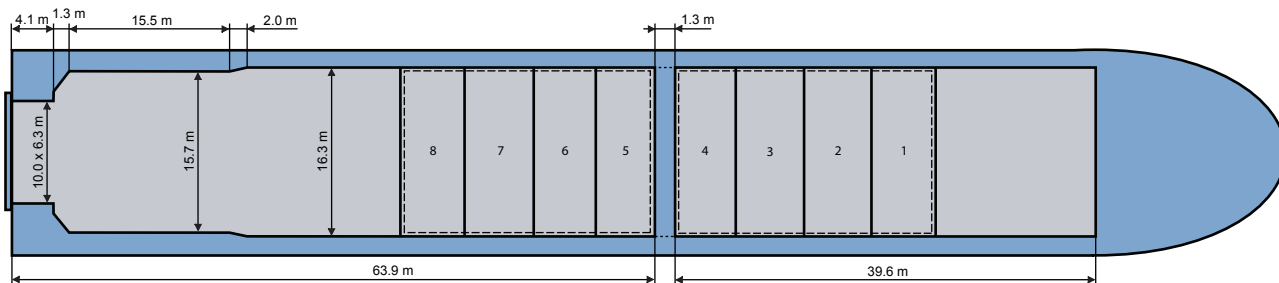
200T COMBINED LIFTING CAPACITY



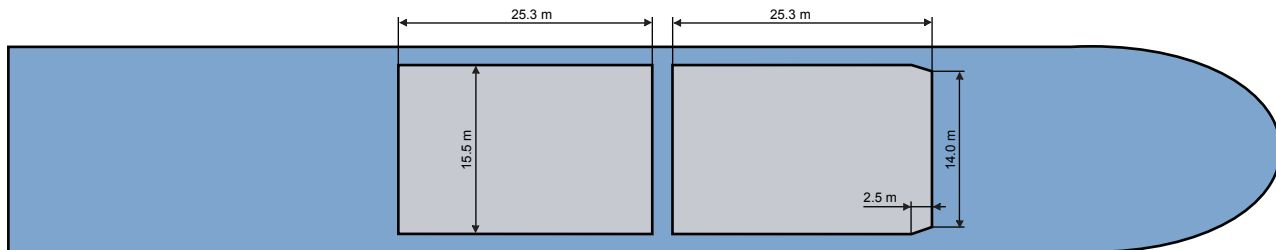
DECK



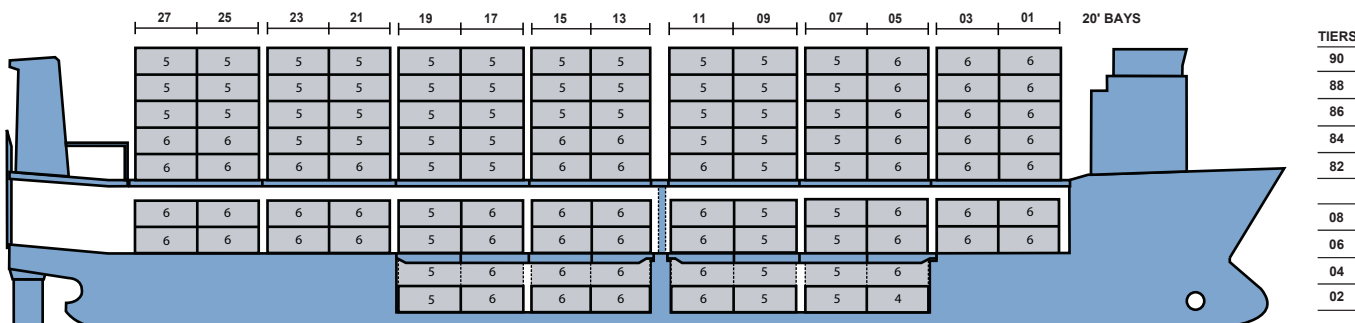
TWEEN DECK



LOWER HOLD



628 TEUS



++++ Details believed to be correct, but are given without guarantee +++++